

## MaxLite® LED DirectFit T8 Lamps



### General Safety Information

READ AND FOLLOW ALL SAFETY INSTRUCTIONS

#### **⚠ WARNING**

**DANGER** - RISK OF SHOCK-DISCONNECT POWER BEFORE INSTALLATION.

**WARNING** - RISK OF FIRE OR ELECTRIC SHOCK. LED RETROFIT KIT INSTALLATION REQUIRES KNOWLEDGE OF LUMINAIRE ELECTRICAL SYSTEMS. IF NOT QUALIFIED, DO NOT ATTEMPT INSTALLATION AND CONTACT A QUALIFIED ELECTRICIAN.

**WARNING** - RISK OF FIRE OR ELECTRIC SHOCK. PRODUCT MUST BE INSTALLED IN ACCORDANCE WITH THE NATIONAL ELECTRICAL CODE OR YOUR LOCAL ELECTRICAL CODE. IF YOU ARE NOT FAMILIAR WITH THESE CODES AND REQUIREMENTS, CONTACT A QUALIFIED ELECTRICIAN.

**WARNING - RISK OF FIRE OR ELECTRIC SHOCK.** INSTALL THIS KIT ONLY IN LUMINAIRES THAT HAVE THE CONSTRUCTION FEATURES AND DIMENSIONS SHOWN IN THE PHOTOGRAPHS AND/OR DRAWINGS AND WHERE THE INPUT RATING OF THE RETROFIT KIT DOES NOT EXCEED THE INPUT RATING OF THE LUMINAIRE.

**WARNING** - TO PREVENT WIRING DAMAGE OR ABRASION, DO NOT EXPOSE WIRING TO EDGES OF SHEET METAL OR OTHER SHARP OBJECTS. DO NOT MAKE OR ALTER ANY OPEN HOLES IN AN ENCLOSURE OF WIRING OR ELECTRICAL COMPONENTS DURING KIT INSTALLATION.

**WARNING** - TO AVOID POTENTIAL FIRE OR SHOCK HAZARD, DO NOT USE THIS RETROFIT KIT IN LUMINAIRES EMPLOYING SHUNTED BI-PIN LAMPHOLDERS. NOTE: SHUNTED LAMP HOLDERS ARE FOUND ONLY IN FLUORESCENT LUMINAIRES WITH INSTANT-START BALLASTS. INSTANT-START BALLASTS CAN BE IDENTIFIED BY THE WORDS "INSTANT START" OR "I.S." MARKED ON THE BALLAST. THIS DESIGNATION MAY BE IN THE FORM OF A STATEMENT PERTAINING TO THE BALLAST ITSELF, OR MAY BE COMBINED WITH THE MARKING FOR THE LAMPS WITH WHICH THE BALLAST IS INTENDED TO BE USED, FOR EXAMPLE F40T12/IS. FOR MORE INFORMATION, CONTACT THE LED LUMINAIRE RETROFIT KIT MANUFACTURER.

INSTALLERS SHOULD NOT DISCONNECT EXISTING WIRES FROM LAMPHOLDER TERMINALS TO MAKE NEW CONNECTIONS AT LAMPHOLDER TERMINALS. INSTEAD INSTALLERS SHOULD CUT EXISTING LAMPHOLDER LEADS AWAY FROM THE LAMPHOLDER AND MAKE NEW ELECTRICAL CONNECTIONS TO LAMPHOLDER LEAD WIRES BY EMPLOYING APPLICABLE CONNECTORS.

**WARNING** - RISK OF FIRE OR ELECTRIC SHOCK. LUMINAIRE WIRING AND ELECTRICAL PARTS MAY BE DAMAGED WHEN INSTALLING OF RETROFIT KIT HARDWARE. CHECK FOR ENCLOSED WIRING AND COMPONENTS.

**WARNING** - RISK OF FIRE OR ELECTRIC SHOCK. CHECK THE EXISTING WIRING FOR DAMAGE BEFORE INSTALLING UPGRADE KIT. DO NOT INSTALL IF EXISTING WIRES ARE DAMAGED.

**CAUTION** – RISK OF ELECTRIC SHOCK. DO NOT USE IF OUTER LAMP ENVELOPE IS DAMAGED OR BROKEN.

**TYPE A LAMP** – INTENDED FOR DIRECTION SUBSTITUTION OF A FLUORESCENT LAMP AND OPERATING FROM THE INTEGRAL BALLAST WITHOUT ANY MODIFICATIONS TO THE FLUORESCENT LUMINAIRE. THE USE OF THE FLUORESCENT BALLAST IS REQUIRED FOR OPERATION.

THIS RETROFIT KIT IS ACCEPTED AS A COMPONENT OF A LUMINAIRE WHERE THE SUITABILITY OF THE COMBINATION SHALL BE DETERMINED BY AUTHORITIES HAVING JURISDICTION.

"THIS LUMINAIRE HAS BEEN MODIFIED AND CAN NO LONGER OPERATE THE ORIGINALLY INTENDED LAMP," SHALL BE MARKED ON THE RETROFIT LUMINAIRE WHERE READILY VISIBLE BY THE USER DURING NORMAL MAINTENANCE INCLUDING LAMPING.

DO NOT USE WITH DIMMERS.

SUITABLE FOR DAMP LOCATIONS. SUITABLE FOR USE IN ENCLOSED LUMINAIRES.

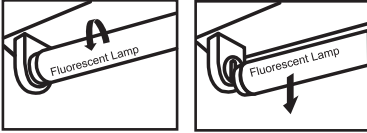
THIS DEVICE IS NOT INTENDED FOR USE WITH EMERGENCY EXITS.

THIS DEVICE COMPLIES WITH PART 18 OF THE FCC RULES. THIS PRODUCT MAY CAUSE INTERFERENCE TO RADIO EQUIPMENT AND SHOULD NOT BE INSTALLED NEAR MARITIME SAFETY COMMUNICATIONS EQUIPMENT OR OTHER CRITICAL NAVIGATION OR COMMUNICATION EQUIPMENT OPERATING BETWEEN 0.45–30 MHZ.

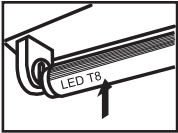
## MaxLite® LED DirectFit T8 Lamps

Installation Instructions

1. Make sure the power is OFF.
2. Remove lens or diffuser (if applicable)
3. Remove existing fluorescent lamps from luminaire.

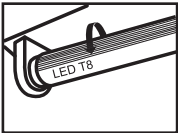


4. Bring LED lamp to luminaire and insert the lamp pins into the luminaire's lamp holders.



5. Rotate LED lamp until the lamp locks in place. Ensure that the LED lamp front points away from the back of the luminaire.

**Note:** Install one LED T8 replacement lamp for each fluorescent lamp removed.

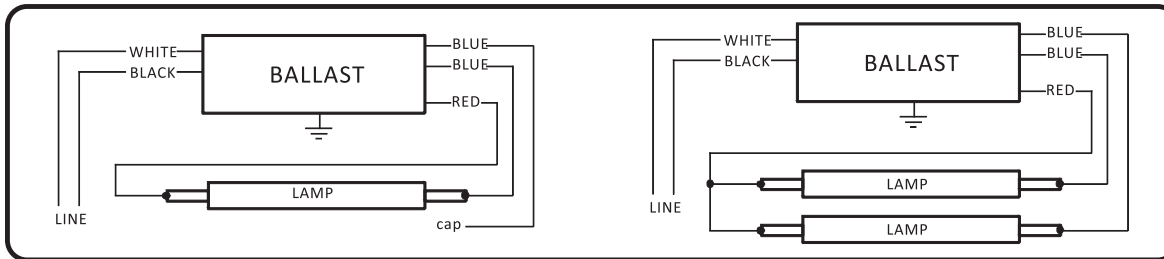


6. Place lens or diffuser back in place (if applicable)
7. Power on the luminaire.

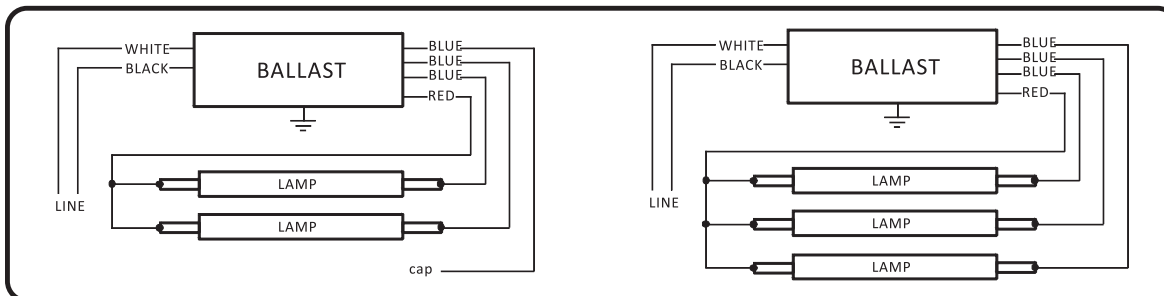
## MaxLite® LED DirectFit T8 Lamps

Instant Start Ballast Wiring Diagram(**Correct**)

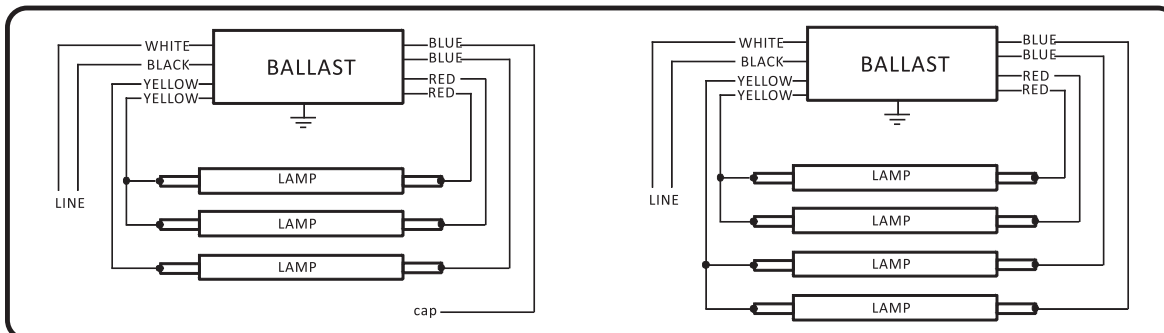
## Two Lamps Ballast Correct Wiring



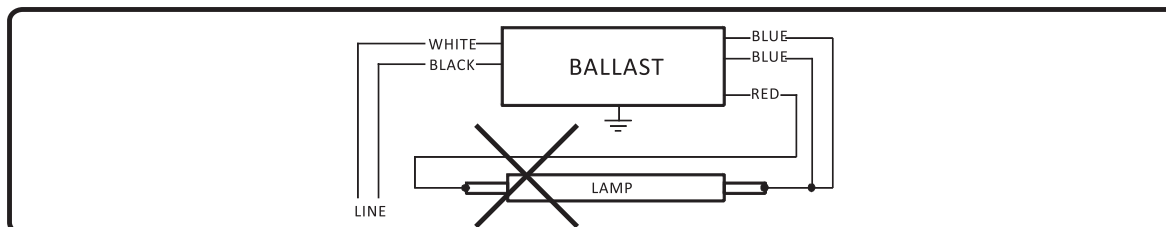
## Three Lamps Ballast Correct Wiring



## Four Lamps Ballast Correct Wiring

Instant Start Ballast Wiring Diagram(**Incorrect**)

## Two Lamps Ballast Incorrect Wiring

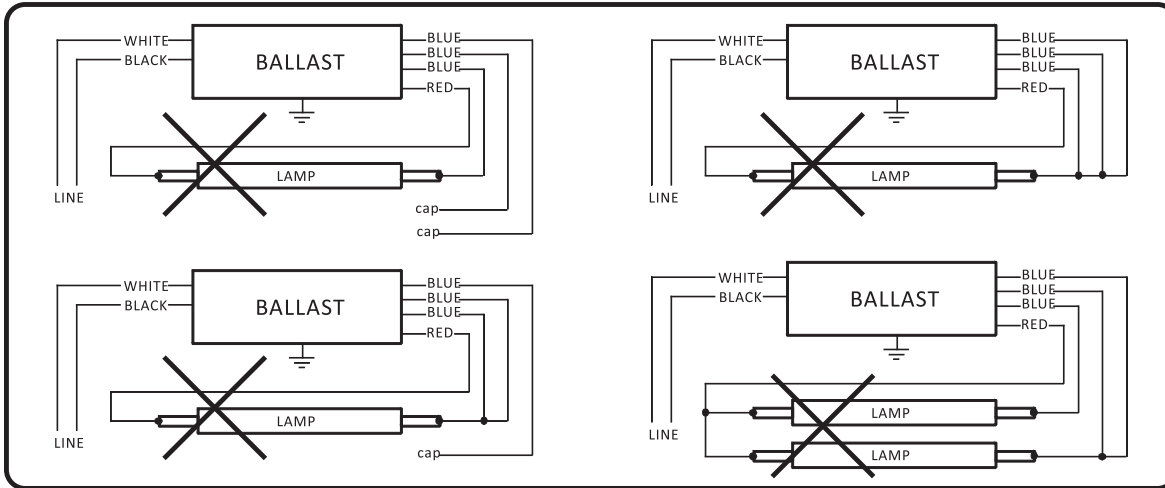


# MaxLite® LED DirectFit T8 Lamps

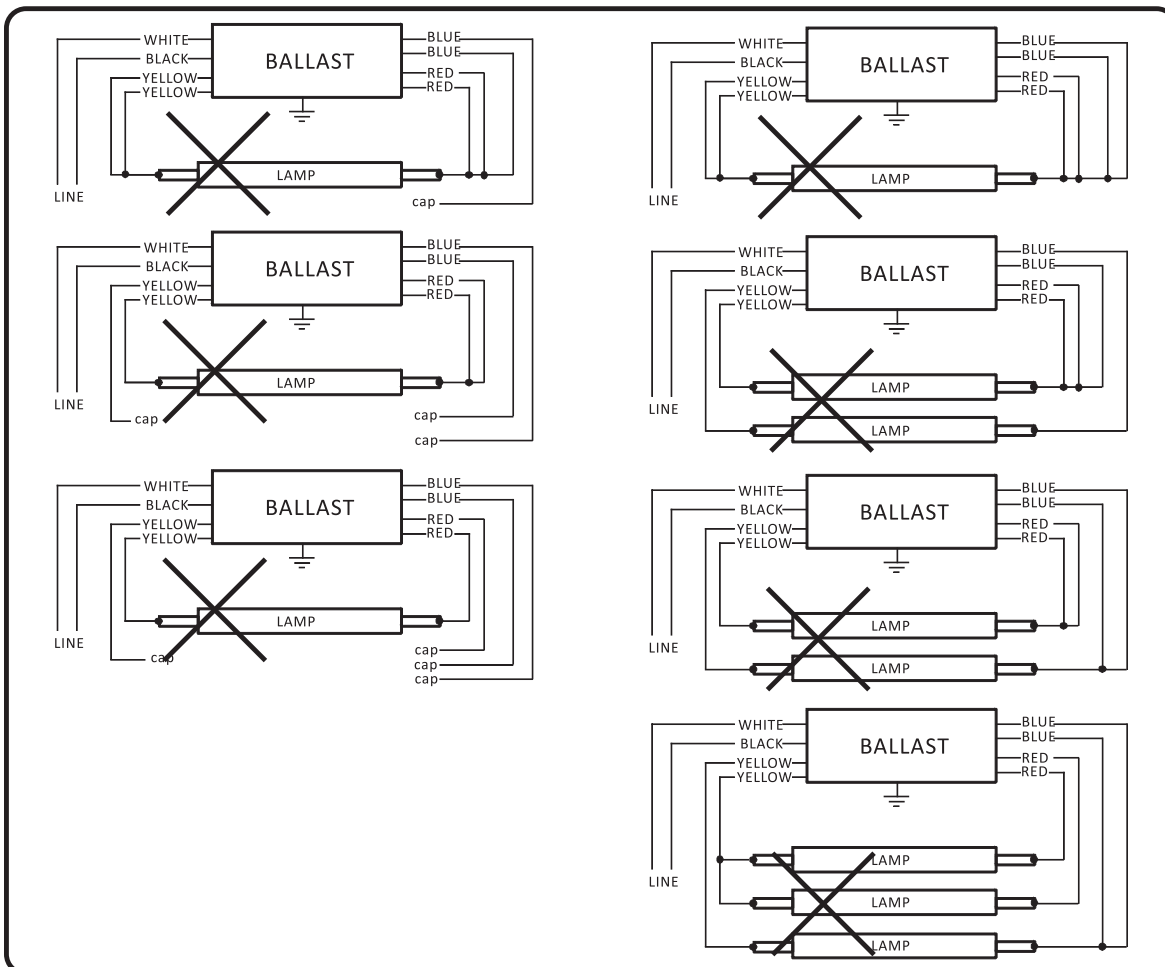


## Instant Start Ballast Wiring Diagram(**Incorrect**)

### Three Lamps Ballast Incorrect Wiring



### Four Lamps Ballast Incorrect Wiring



## MaxLite® LED DirectFit T8 Lamps



### Warranty Information

MaxLite Inc. warrants its products for a minimum period of **FIVE (5)** years from the date of original purchase from MaxLite or its authorized distributor/dealer (the “Warranty Period”), as follows: If a Product fails to operate during the Warranty Period as a result of defects in materials or workmanship, MaxLite will, at its option, repair it, replace it with the same or like Product.

Please refer to Maxlite’s website (at <http://maxlite.com/resources/warranties>) for the complete terms and conditions of our warranty.

#### Limitation of Liability

THE FOREGOING WARRANTY IS EXCLUSIVE, AND IS THE SOLE REMEDY FOR ANY AND ALL CLAIMS, WHETHER IN CONTRACT, IN TORT OR OTHERWISE ARISING FROM THE FAILURE OF PRODUCT AND IS IN LIEU OF ALL OTHER WARRANTIES, EXPRESS OR IMPLIED, INCLUDING ALL WARRANTIES OF MERCHANTABILITY OR FITNESS FOR A PARTICULAR PURPOSE, WHICH WARRANTIES ARE HEREBY EXPRESSLY DISCLAIMED TO THE EXTENT PERMITTED BY LAW AND, IN ANY EVENT, SHALL BE LIMITED TO THE WARRANTY PERIOD SPECIFIED ABOVE. THE LIABILITY OF MAXLITE SHALL BE LIMITED TO THE TERMS OF THE EXPRESS WARRANTY SET FORTH HEREIN. IN NO EVENT WILL MAXLITE BE LIABLE FOR ANY SPECIAL, INCIDENTAL OR CONSEQUENTIAL DAMAGES INCLUDING, WITHOUT LIMITATION, DAMAGES RESULTING FROM LOSS OF USE, PROFITS, BUSINESS OR GOODWILL, LABOR COSTS, REMOVAL OR INSTALLATION COSTS, DECREASE IN THE LIGHT OUTPUT OF THE LAMP, AND/OR DETERIORATION IN THE LAMP’S PERFORMANCE, WHETHER OR NOT MAXLITE HAS BEEN ADVISED OF THE POSSIBILITY THEREOF. UNDER NO CIRCUMSTANCES SHALL MAXLITE’S ENTIRE LIABILITY FOR A DEFECTIVE PRODUCT EXCEED THE PURCHASE PRICE OF THAT PRODUCT. WARRANTY SERVICES PROVIDED UNDER THESE TERMS AND CONDITIONS DO NOT ENSURE THE UNINTERRUPTED OPERATION OF PRODUCTS; MAXLITE SHALL NOT BE LIABLE FOR DAMAGES CAUSED BY ANY DELAYS INVOLVING WARRANTY SERVICE.

This Limited Warranty gives you specific legal rights and you may also have other rights that may vary from state to state. Because some states or jurisdictions do not allow the exclusion or limitation of liability for consequential or incidental damages, this limitation may not apply to you.